


Jacuzzi J-LXL

Seating Capacity	4-5	
Dimensions	84" x 84" x 36" (213.5 cm x 213.5 cm x 91.5 cm); For complete dimensions, see page 40	
Dry Weight	976 lbs (444 kg)	
Filled Weight	4,064 lbs (1,847 kg)	
Water Capacity (Average Fill) ...	370 US gallons (1,401 Liters)	
Electronic Controls	Solid state electronic controls with LED readout, programmable temperature, filtration, and heat cycles	
Pump 1	North America (60 Hz): 2-Speed, 4.5 HP brake, 2.5 HP continuous, 56 Frame Export (50 Hz): 2-Speed, 2.0 HP continuous	
Pump 2	North America (60 Hz): 1-Speed, 4.8 HP brake, 2.5 HP continuous, 56 Frame Export (50 Hz): 1-Speed, 2.0 HP continuous	
Circulation Pump	8-hour, non-programmable	
Total PowerPro Jets	38	
Seat A	2 PowerPro NX2, 9 PowerPro FX	
Seat B	2 PowerPro FX	
Seat C	2 PowerPro NX2, 2 PowerPro RX, 1 PowerPro FX2S, 2 PowerPro FX	
Seat D	2 PowerPro FX	
Seat E (Lounge)	2 PowerPro NX2, 2 PowerPro RX, 2 PowerPro FX2S, 8 PowerPro FX	
Footwell (F)	2 PowerPro MX2	
Diverter Valves	1	
Air Controls	3, On/Off rocker switch air controller	
Water Management System	Two 75 ft ² Filter cartridges; filter 1 on 8-hour circulation pump; filter 2 on jets pump 1; optional CD ozone generator ready (Factory installed ozone injector)	
LED Lighting	One underwater prolite with 4 color modes, one colored waterfall lights, eight dome lights	
Cabinet	Roasted Chestnut, Brazilian Teak	
Acrylic Colors	Platinum, Sand, Silver Pearl, Sahara, Opal, Desert, Slate Green	
Headrests	3	
Waterfalls	One; flow rate powered by pump 1	
Electrical Requirements:	North America (60 Hz): 240 VAC@40A, 50A, or 60A Export (50 Hz): 230-240 VAC@20A, 30A, or 40A, or suitably rated circuit breaker to comply with local electrical codes. Certain countries may require dual power inputs; two GFCI RCD breakers are required for this configuration.	
Warranty*	North America (60 Hz): 10 Years Shell, 7 Years Shell Surface, 5 Years for Plumbing Component Leaks, 5 Years Equipment and Controls, 5 Years Cabinet, 2 Years Jets; Export (50 Hz): 10 Years Shell, 7 Years Shell Surface, 2 Years Plumbing Component Leaks, 2 Years Equipment and Controls, 1 Year on Cabinet, 1 Year Jets	
Audio System (Optional)	AM/FM/CD stereo receiver (MP3 player compatible) with four speakers, subwoofer, auxiliary audio jack for MP3 players, and standard wireless remote	

*(See Warranty Document for Specific Details)

Dimensions/Specifications are Subject to Change Without Notice

Jacuzzi J-LXL

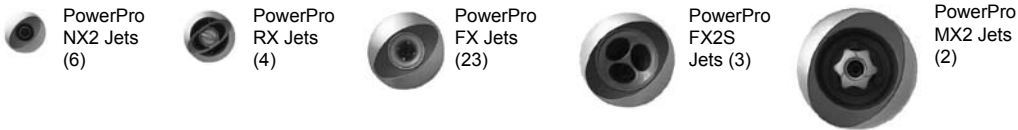
Massage Selector/Air Control Diagram



Waterfall is always on when Pump 1 is activated.

Group C Jets are always on when Pump 2 is running.

38 Total Jets




Spa Operation Subject to Change without Notice

Seat Depths

A = 29.75" (75.6 cm)
B = 27.75" (68.6 cm)
C = 29.25" (74.3 cm)
D = 23.25" (59.5 cm)
E = 27.75" (68.6 cm)

F = 21.00" (53.3 cm)
G = 33.25" (84.5 cm)

Listed dimensions represent distance from top of the deck to lowest point in seat.
Tolerance ± 0.5" (1.27 cm).



Dimensions/Specifications are Subject to Change Without Notice